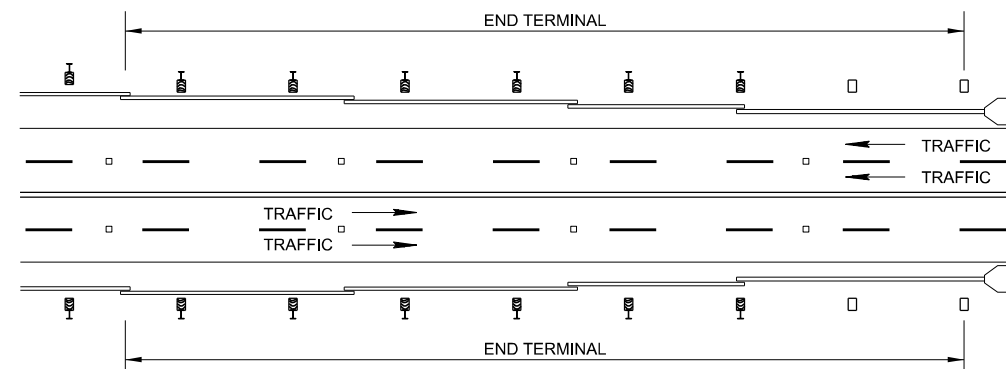
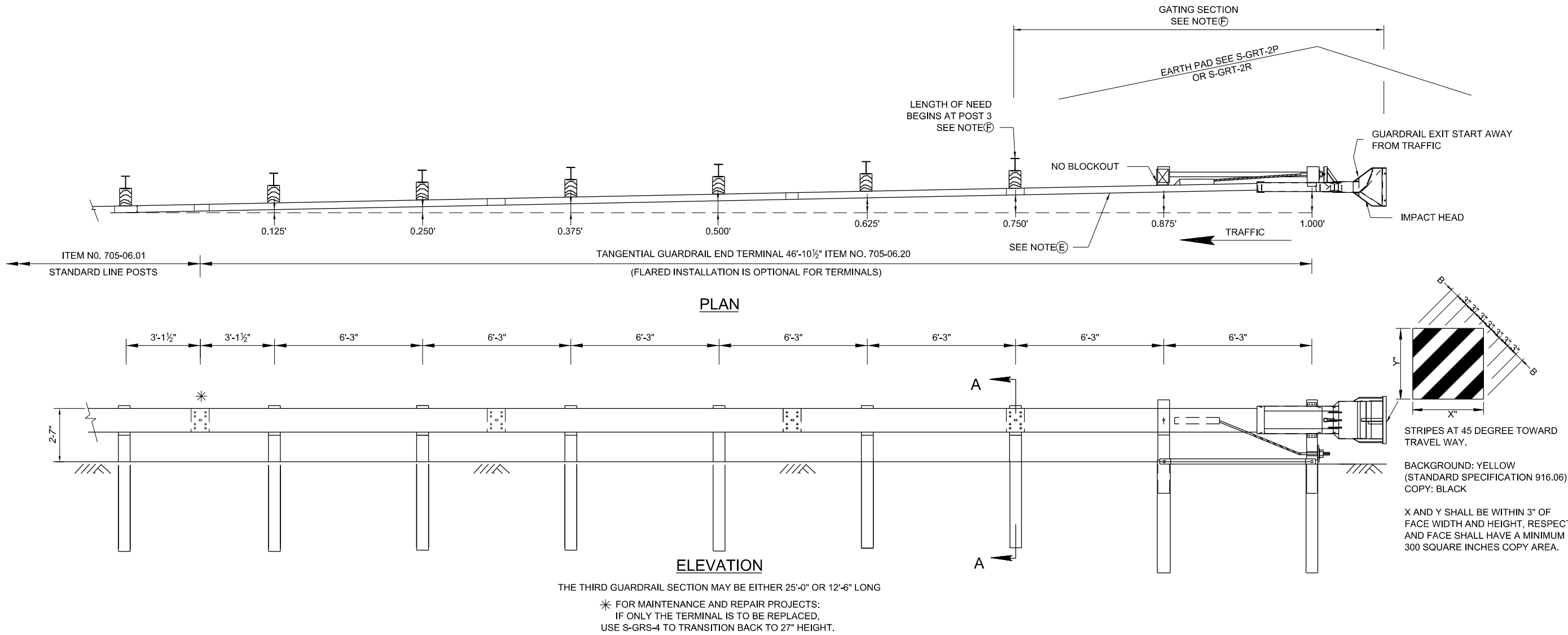
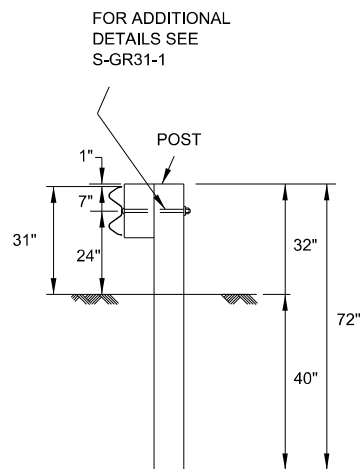


4/7/2017 5:49:42 AM  
P:\StandDraw\Working Folder For Eugene\backup dlpak on J96208\WORKSTD\2017 std dwg\SGRT2-20170328.dgn



W-BEAM OVERLAPPING DETAIL



NOTES TO DESIGNER

DO NOT USE WITHOUT REFERENCING S-GRT-2P OR S-GRT-2R.

NOTE TO INSTALLER

SKT-SP-MGS WITH 46'- 10 1/2" INSTALLATION IS SHOWN. POST MATERIAL, SIZE, GUARDRAIL SPLICING LOCATION, TAPER RATE, OFFSET, GUARDRAIL HEIGHT, IMPACT HEAD DIMENSION, AND ALL OTHER MISCELLANEOUS HARDWARE MAY BE DIFFERENT. INSTALLATION SHALL FOLLOW THE MANUFACTURER'S SHOP DRAWINGS.

GENERAL NOTES

- (A) ONLY MASH COMPLIANT TL-3 END TERMINALS ON THE TDOT QUALIFIED PRODUCTS LIST MAY BE INSTALLED. MANUFACTURER'S SHOP DRAWINGS SHALL BE REQUIRED BEFORE ANY TANGENTIAL END TERMINAL INSTALLATIONS CAN BEGIN. THE CONTRACTOR SHALL HAVE ONE COMPLETE SET OF SHOP DRAWINGS ON SITE DURING INSTALLATION OR REPAIR OF ANY TANGENTIAL GUARDRAIL TERMINAL ANCHOR. THE CONTRACTOR SHALL ALSO PROVIDE THE CONSTRUCTION OR MAINTENANCE SUPERVISOR WITH ONE COMPLETE SET OF SHOP DRAWINGS INCLUDING TDOT QUALIFIED PRODUCTS LIST EVALUATION NUMBER.
- (B) FOR THE TYPE 38 GUARDRAIL TERMINAL TO FUNCTION AS IT WAS CRASH TESTED UNDER MASH, THE EARTH PAD MUST BE CONSTRUCTED PER STANDARD DRAWING S-GRT-2P OR S-GRT-2R.
- (C) THE END TERMINAL (INCLUDING ANCHOR) IS TO BE INSTALLED UNDER ITEM NUMBER 705-06.20 TANGENT ENERGY ABSORBING TERM MASH TL-3 PER EACH.
- (D) TERMINAL SYSTEM MUST BE CONSTRUCTED SO THAT THE FULL LENGTH OF THE TERMINAL SYSTEM GUARD RAILING IS IN STRAIGHT ALIGNMENT.
- (E) DIFFERENT TERMINAL SYSTEMS OR PARTS SHALL NOT BE COMBINED ON A RUN OF GUARDRAIL.
- (F) THE FIRST 12'-6" FROM IMPACT HEAD IS GATING FOR SKT-SP-MGS, DO NOT USE THIS SECTION IN LENGTH OF NEED.
- (G) IF GUARDRAIL NEEDS TO BE EXTENDED, EXTEND GUARDRAIL IN INCREMENTS OF 12'-6".
- (H) IF WOOD POSTS ARE USED, ALL HOLES IN WOOD POSTS ARE TO BE DRILLED BEFORE PRESERVATIVE TREATMENT.
- (I) ALL CUTTING, DRILLING, AND WELDING OF STEEL COMPONENTS SHALL BE DONE BEFORE GALVANIZING.
- (J) THE FINISHED CABLE ASSEMBLY WILL NOT BE ACCEPTABLE UNLESS IT IS IN TENSION WITH NO SAG.
- (K) IF THE SHOULDER WIDTH IS LESS THAN 2'-0", END TERMINAL MUST BE FLARED. IF THE SHOULDER WIDTH IS GREATER THAN 2'-0", END TERMINAL MAY BE TANGENTIAL. IF FLARED IMPLEMENTATION IS IMPLEMENTED, USE 25:1 MAXIMUM FLARE RATE OR INSTALL END TERMINAL AS DIRECTED BY THE FIELD ENGINEER.
- (L) FOR RETROFIT PROJECTS, SEE S-GRT-2R.
- (M) FOR NEW CONSTRUCTION, INSTALL TERMINALS AT 31" HEIGHT. FOR RETROFIT PROJECTS, USE GUARDRAIL HEIGHT TRANSITION DETAIL, SEE S-GRS-4.

REV. 11-3-14: MODIFIED PAY LENGTH FOR TYPE 38 END TERMINAL.

REV. 4-4-16: GENERAL REVISION.

REV. 3-28-17: UPDATED NOTES TO INSTALLER. ADDED W-BEAM OVERLAPPING DETAIL. REORGANIZED SHEET. CHANGED PAY ITEM NUMBER. REPLACED "SKT350" WITH "SKT-SP-MGS" IN NOTE TO INSTALLER. CHANGED ITEM NO 705-02.02 TO 705-06.01.

MINOR REVISION -- FHWA APPROVAL NOT REQUIRED.

STATE OF TENNESSEE  
DEPARTMENT OF  
TRANSPORTATION

TYPE 38  
GUARDRAIL END  
TERMINAL

7-11-13

S-GRT-2